

Using Machine Learning for IoT



Meet the Team



Nandana Pai

Rutgers University
Undergraduate
Electrical and Computer
Engineering
Class of 2024



Dhyanashri Raman

Middlesex County Academy for
Science, Mathematics, and
Engineering Technologies
High School
Rising Senior

Project Mentor:
Murtadha Aldeer
PhD Candidate
WINLAB

Advisor:
Dr. Jorge Ortiz

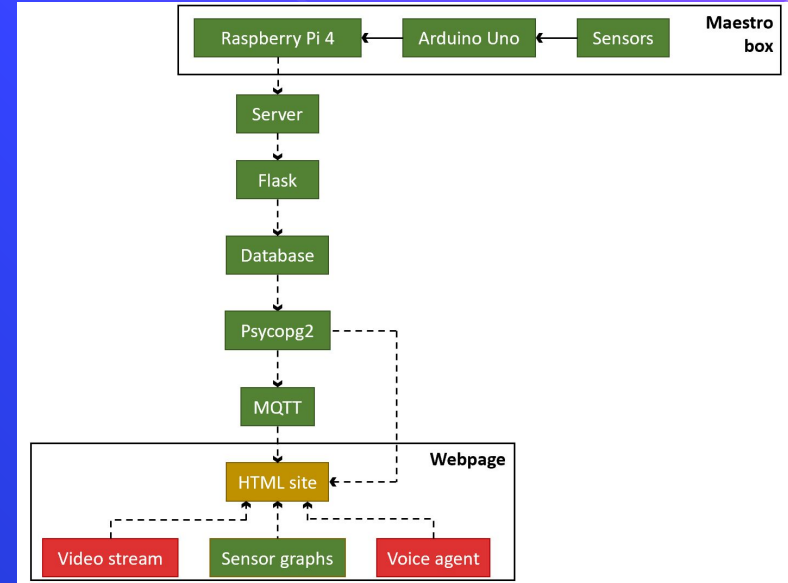
Motivation

Smart applications in healthcare and energy

- Reduce energy consumption in buildings
 - Considering occupancy and comfort preferences to automate HVAC system
- Monitoring health of elderly
 - Identify actions and location

Objective

- Using ambient sensing to infer human activity
- Visual representation of data being collected through webpage
 - Observe trends by looking at signatures



Background

- Ambient sensing - detecting human presence using sensors which measure characteristics in surroundings
- Raspberry pi - small integrated circuit which supports functionalities of a computer
- Arduino - board with input/output pins
- Database - organized collection of structured information




Maestro Box

- Hardware component of system
- Two modules
 - Sensing node - external sensors measuring PIR, color and illumination, audio, pressure, humidity, temperature, IMU attached to Arduino Uno
 - Raspberry Pi
- 9 sensors, 18 data points per unit time
- Collects data at 30 samples/sec

Arduino

Sensors



Raspberry Pi 4

Smartbox Database

- Postgres database updated with data from sensors every 10 seconds
- Hosted on server
- Used to store and retrieve data
 - SQL to query data
- Psycopg2, python library, to read from smartbox
- TimescaleDB to support timestamps

Two complete sets of data from two timestamps stored in the old table format

18 rows per instance of time

```
smartbox=# select * from temp where label='Walking' or label='Running';
```

box_name	channel_name	time	value	label
Box12	PIR	2021-07-29 21:45:00-04	1	Walking
Box12	Audio	2021-07-29 21:45:00-04	1.533	Walking
Box12	Color Temp (K)	2021-07-29 21:45:00-04	3468	Walking
Box12	Lumosity	2021-07-29 21:45:00-04	217	Walking
Box12	R	2021-07-29 21:45:00-04	694	Walking
Box12	G	2021-07-29 21:45:00-04	464	Walking
Box12	B	2021-07-29 21:45:00-04	395	Walking
Box12	C	2021-07-29 21:45:00-04	1503	Walking
Box12	Temperature	2021-07-29 21:45:00-04	24.84	Walking
Box12	Pressure	2021-07-29 21:45:00-04	1011.285	Walking
Box12	Approx. Altitude	2021-07-29 21:45:00-04	16.377	Walking
Box12	Humidity	2021-07-29 21:45:00-04	74.181	Walking
Box12	Accel X	2021-07-29 21:45:00-04	0.09	Walking
Box12	Accel Y	2021-07-29 21:45:00-04	-1.4	Walking
Box12	Accel Z	2021-07-29 21:45:00-04	9.83	Walking
Box12	Magnet X	2021-07-29 21:45:00-04	12.375	Walking
Box12	Magnet Y	2021-07-29 21:45:00-04	7.063	Walking
Box12	Magnet Z	2021-07-29 21:45:00-04	8.432	Walking
Box12	PIR	2021-07-29 21:52:00-04	0	Running
Box12	Audio	2021-07-29 21:52:00-04	1.234	Running
Box12	Color Temp (K)	2021-07-29 21:52:00-04	5724	Running
Box12	Lumosity	2021-07-29 21:52:00-04	321	Running
Box12	R	2021-07-29 21:52:00-04	794	Running
Box12	G	2021-07-29 21:52:00-04	455	Running
Box12	B	2021-07-29 21:52:00-04	345	Running
Box12	C	2021-07-29 21:52:00-04	1303	Running
Box12	Temperature	2021-07-29 21:52:00-04	25.48	Running
Box12	Pressure	2021-07-29 21:52:00-04	1031.345	Running
Box12	Approx. Altitude	2021-07-29 21:52:00-04	18.377	Running
Box12	Humidity	2021-07-29 21:52:00-04	75.181	Running
Box12	Accel X	2021-07-29 21:52:00-04	0.19	Running
Box12	Accel Y	2021-07-29 21:52:00-04	-1.5	Running
Box12	Accel Z	2021-07-29 21:52:00-04	9.35	Running
Box12	Magnet X	2021-07-29 21:52:00-04	13.375	Running
Box12	Magnet Y	2021-07-29 21:52:00-04	7.453	Running
Box12	Magnet Z	2021-07-29 21:52:00-04	8.232	Running

(36 rows)

Modified structure for Data table with only one row per data sample

box_name	time	PIR	audio	color_temp	lumosity	R	G	B	C	temperature	pressure	approx_altitude	humidity	accel_x	accel_y	accel_z	magnet_x	magnet_y	magnet_z	label
Box12	2021-07-29 21:45:00-04	1	1.533	3468	217	694	464	395	1503	24.84	1011.285	16.377	74.181	0.09	-1.4	9.83	12.375	7.063	8.432	Walking
Box12	2021-07-29 21:52:00-04	0	1.234	5724	321	794	455	345	1303	25.48	1031.345	18.377	75.181	0.19	-1.5	9.35	13.375	7.453	8.232	Running

(2 rows)


```
(pai_mqtt) ambisense@ortiz-lambda-quad:~$ python3 get_sensor_data_from_db_new.py
Connecting to broker test.mosquitto.org
connected OK
Data:1 PIR 2021-08-03 20:58:48.243562-04:00 0.0 |Publishing:maestro/pir 2021-08-03 20:58:48.243562-04:00 0.0
Data:1 Audio 2021-08-03 20:58:48.243562-04:00 0.151|Publishing:maestro/audio 0.151
Data:1 Color Temp (K) 2021-08-03 20:58:48.243562-04:00 5836.0|Publishing:maestro/color temp 5836.0
Data:1 Lumosity 2021-08-03 20:58:48.243562-04:00 118.0|Publishing:maestro/lumosity 118.0
Data:1 R 2021-08-03 20:58:48.243562-04:00 138.0|Publishing:maestro/r 138.0
Data:1 G 2021-08-03 20:58:48.243562-04:00 178.0|Publishing:maestro/g 178.0
Data:1 B 2021-08-03 20:58:48.243562-04:00 161.0|Publishing:maestro/b 161.0
Data:1 C 2021-08-03 20:58:48.243562-04:00 500.0|Publishing:maestro/c 500.0
Data:1 Temperature 2021-08-03 20:58:48.243562-04:00 26.62|Publishing:maestro/temp 26.62
Data:1 Pressure 2021-08-03 20:58:48.243562-04:00 1015.43|Publishing:maestro/press 1015.43
Data:1 Approx. Altitude 2021-08-03 20:58:48.243562-04:00 -18.131|Publishing:maestro/alt -18.131
Data:1 Humidity 2021-08-03 20:58:48.243562-04:00 45.91|Publishing:maestro/humid 45.91
Data:1 Accel X 2021-08-03 20:58:48.243562-04:00 -0.36|Publishing:maestro/accel-x -0.36
Data:1 Accel Y 2021-08-03 20:58:48.243562-04:00 -0.44|Publishing:maestro/accel-y -0.44
Data:1 Accel Z 2021-08-03 20:58:48.243562-04:00 9.5|Publishing:maestro/accel-z 9.5
Data:1 Magnet X 2021-08-03 20:58:48.243562-04:00 -0.688|Publishing:maestro/magnet-x -0.688
Data:1 Magnet Y 2021-08-03 20:58:48.243562-04:00 35.0|Publishing:maestro/magnet-y 35.0
Data:1 Magnet Z 2021-08-03 20:58:48.243562-04:00 -90.5|Publishing:maestro/magnet-z -90.5
Data:2 PIR 2021-08-03 20:58:58.294930-04:00 0.0|Publishing:maestro/pir 2021-08-03 20:58:58.294930-04:00 0.0
Data:2 Audio 2021-08-03 20:58:58.294930-04:00 0.112|Publishing:maestro/audio 0.112
Data:2 Color Temp (K) 2021-08-03 20:58:58.294930-04:00 5836.0|Publishing:maestro/color temp 5836.0
Data:2 Lumosity 2021-08-03 20:58:58.294930-04:00 118.0|Publishing:maestro/lumosity 118.0
Data:2 R 2021-08-03 20:58:58.294930-04:00 138.0|Publishing:maestro/r 138.0
Data:2 G 2021-08-03 20:58:58.294930-04:00 178.0|Publishing:maestro/g 178.0
Data:2 B 2021-08-03 20:58:58.294930-04:00 161.0|Publishing:maestro/b 161.0
Data:2 C 2021-08-03 20:58:58.294930-04:00 500.0|Publishing:maestro/c 500.0
Data:2 Temperature 2021-08-03 20:58:58.294930-04:00 26.68|Publishing:maestro/temp 26.68
Data:2 Pressure 2021-08-03 20:58:58.294930-04:00 1015.453|Publishing:maestro/press 1015.453
Data:2 Approx. Altitude 2021-08-03 20:58:58.294930-04:00 -18.327|Publishing:maestro/alt -18.327
```

Publishing sensor data messages to webpage

Live Demo Webpage

TECHNICAL DETAILS

- HTML and Javascript
- MQTT: open-source messaging tool which allows for transfer of data across different platforms
- 18 values stored in respective arrays and points are plotted on corresponding graphs

DESIGN

- Chart.js: to generate plots and customize design aesthetics
- 18 line plots being updated every 10 seconds
- Drop down menu to select box name

Maestro Data Display Dashboard

Dropdown ▾

Messages

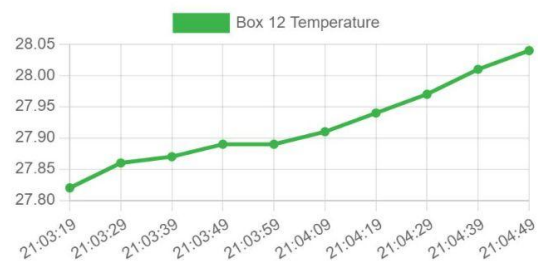
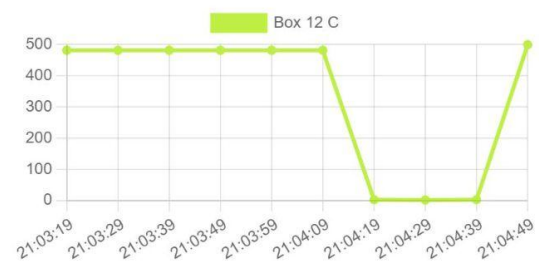
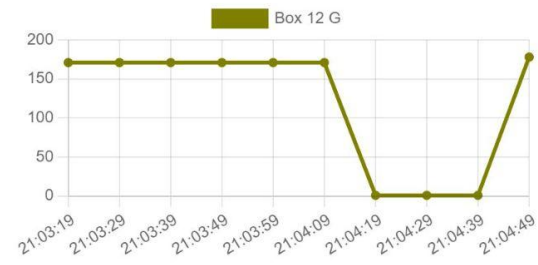
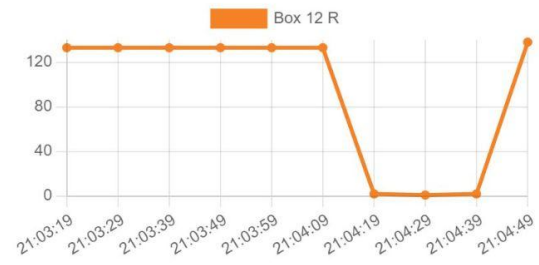
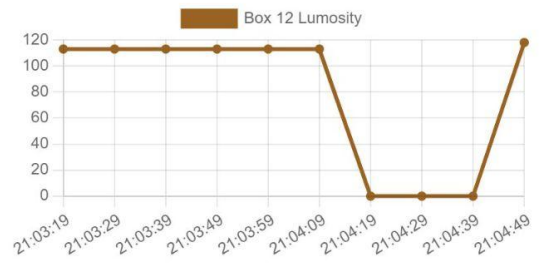
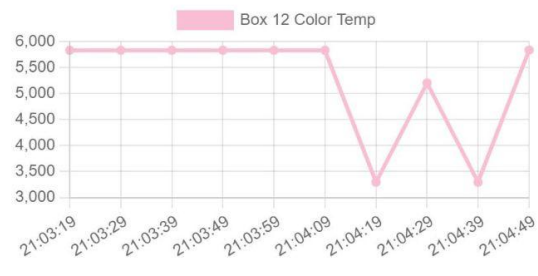
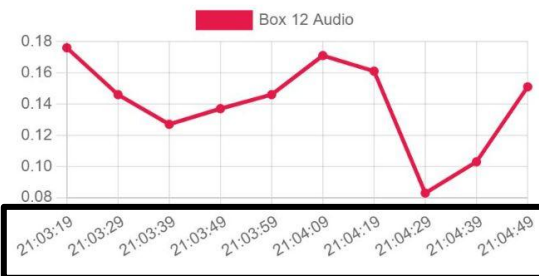
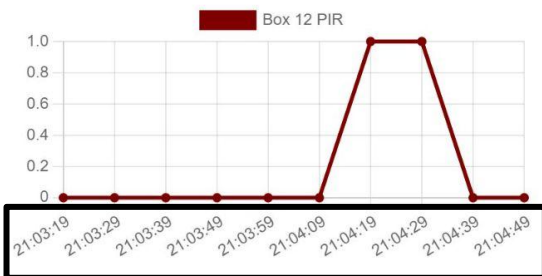
Connected (Red bar) | Connected (Green bar)

Item	Value 1	Value 2	Value 3
1	100	100	100
2	100	100	100
3	100	100	100
4	100	100	100
5	100	100	100
6	100	100	100
7	100	100	100
8	100	100	100
9	100	100	100
10	100	100	100

001

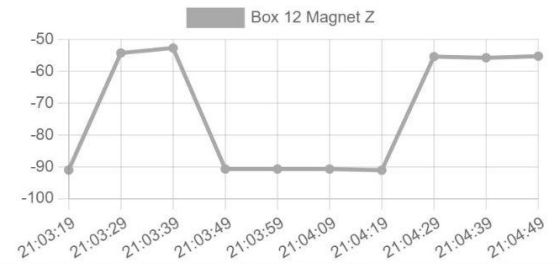
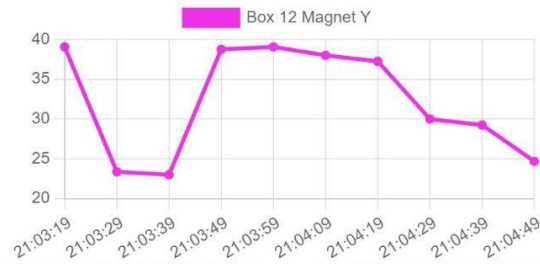
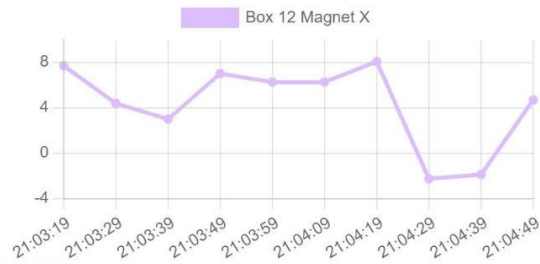
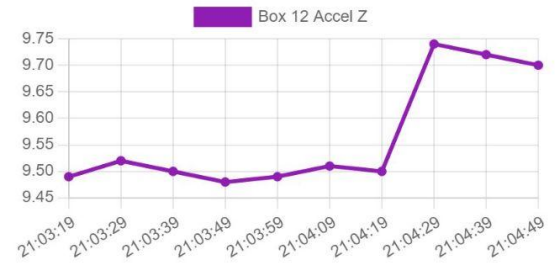
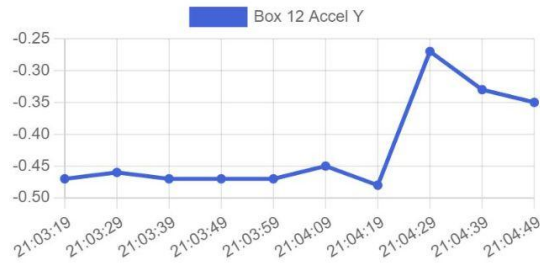
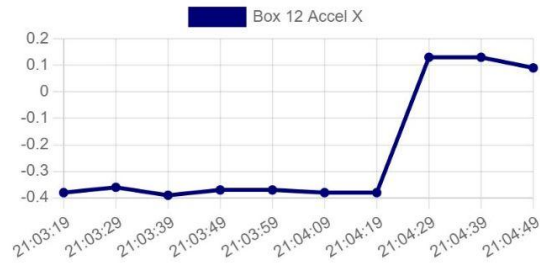
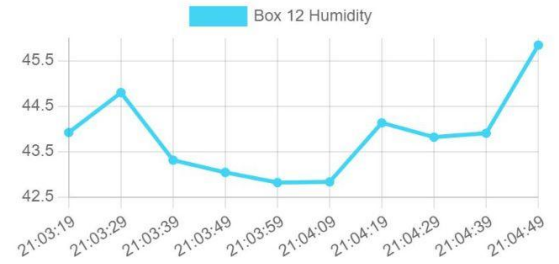
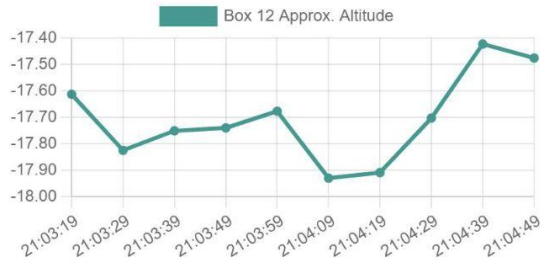
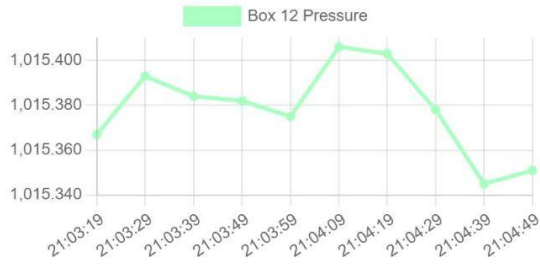
011

Sample Data from Maestro Sensors



Sample Data from Maestro Sensors

001





Future Work

- Add live video feed on webpage
- Establish user-driven experimental framework
- Train ML model to eliminate need for camera
- Deploy maestro

Thank you for listening

Any questions?

Want to learn more about our project?

Website:

<https://npai60.wixsite.com/maestro>



References

Chowdhury, T., Aldeer, M., Laghate, S., Yu, J., Ding, Q., Florentine, J., & Ortiz, J. (2021). *Poster: Maestro -- An Ambient Sensing Platform With Active Learning To Enable Smart Applications*. International Conference on Embedded Wireless Systems and Networks (EWSN), Delft, The Netherlands. ISBN: 978-0-9949886-5-2